

Main specifications

Parameters	Min	Typical	Max	Units
Frequency	DC	~	8	GHz
Attenuation	49.2	50	50.8	dB
VSWR		1.25		

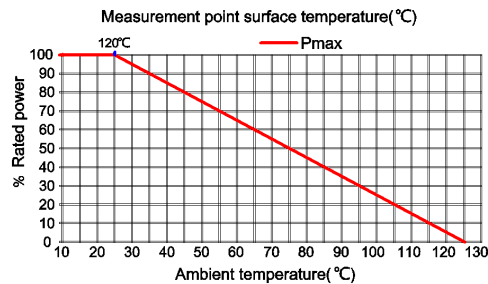
Other parameters

Power Capacity	50W Design assurance
Impedance	50Ω
Connector	SMA-JK
Connector material	Stainless steel
Surface	Black
Product shell material	Aluminum
Operation Temperature	-45~+85°C Design assurance
Other	In put SMA-J

Typical test data

Frequency GHz	S11 VSWR	S22 VSWR	S12 attenuation dB
0.01	1.01	1.01	-50.04
0.71	1.03	1.01	-50.26
1.43	1.02	1.02	-50.24
2.14	1.04	1.04	-50.33
2.86	1.08	1.04	-50.31
3.57	1.08	1.05	-50.29
4.29	1.06	1.09	-50.23
5	1.11	1.13	-50.19
5.71	1.15	1.12	-50.14
6.43	1.13	1.07	-50.11
7.14	1.11	1.02	-50
7.86	1.11	1.15	-49.98
8.57	1.1	1.25	-49.86
9.29	1.07	1.31	-49.76
10	1.1	1.3	-49.65

Power Derating Curve



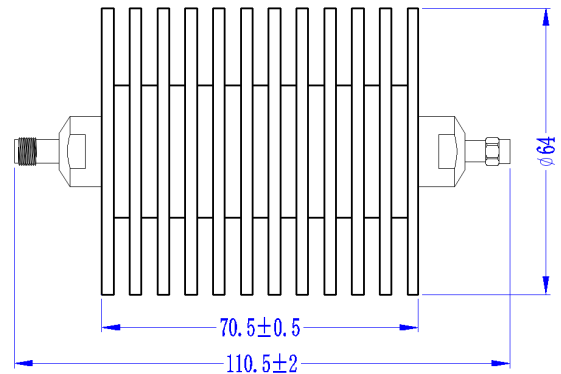
Note

1. When installing attenuators, it is necessary to consider sufficient heat dissipation space and avoid installing them next to equipment with high heat output, otherwise the power capacity will decrease;
2. Small power attenuators do not have input and output directions, nor do they indicate directions. When high-power attenuators have input and output port markings, they must be connected to the equipment in the specified direction, otherwise the attenuator may burn out.

Reference picture



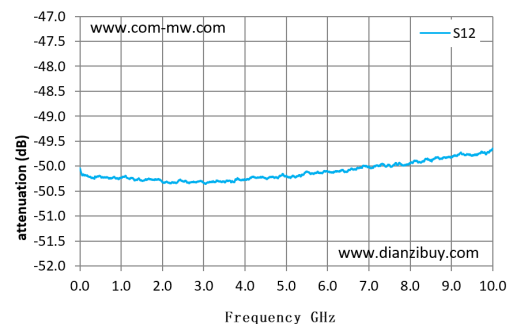
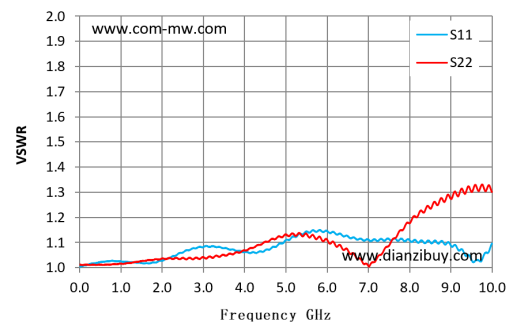
Configuration(mm)



右视图



Typical test curve



Note: The specifications and performance data contained in this data sheet are based on tests established by CMW.