

Product features

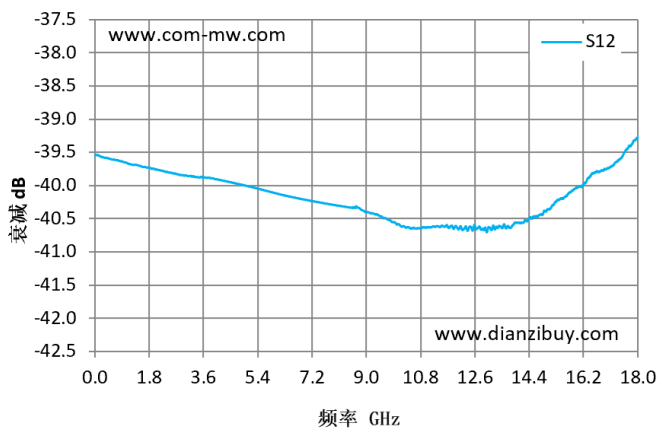
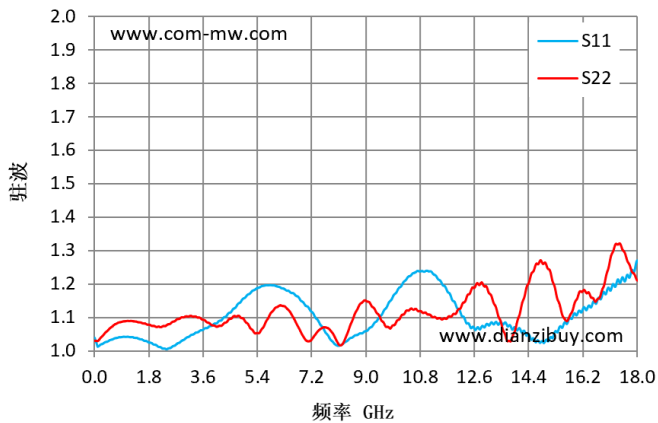
Broadband, high-power.

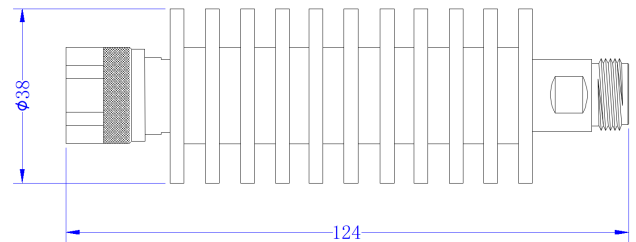
Main specifications

Parameters	Min	Typical	Max	Units
Frequency	DC	~	18	GHz
Attenuation	39	40	41	dB
VSWR			1.35	

Other parameters

Power	50W
Impedance	50Ω
Connector	N-JK
Surface	Black
Product shell material	Aluminium
Work Temp.	-40~+85°C Design assurance
Other	In Port N-J

Typical test curve

Reference picture

Configuration(mm)

Typical test data

Frequency(GHz)	S11 VSWR	S22 VSWR	S12 Attenuation (dB)
0.01	1.04	1.03	-39.55
1.29	1.04	1.09	-39.69
2.57	1.01	1.09	-39.81
3.86	1.07	1.08	-39.89
5.14	1.17	1.07	-40.01
6.43	1.18	1.12	-40.16
7.71	1.05	1.07	-40.27
9	1.06	1.15	-40.4
10.29	1.21	1.11	-40.62
11.57	1.2	1.1	-40.61
12.86	1.07	1.2	-40.65
14.14	1.06	1.12	-40.56
15.43	1.07	1.14	-40.2
16.71	1.16	1.16	-39.8
18	1.27	1.21	-39.28

Note

When installing attenuators, sufficient heat dissipation space should be considered to avoid being installed next to equipment with high heat output. Small power attenuators do not have input and output directions, nor do they indicate directions. When high-power attenuators have input and output port markings, connect devices in the specified direction.