

Product features

Broadband, small volume.

Main specifications

Parameters	Min	Typical	Max	Units
Frequency	DC	~	18	GHz
Attenuation	29.1	30	30.9	dB
VSWR			1.3	

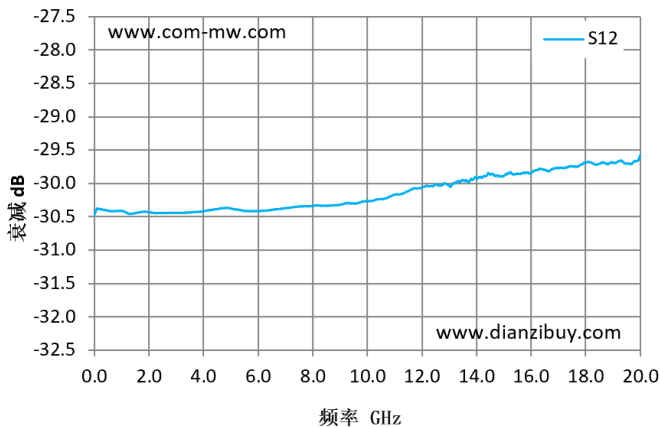
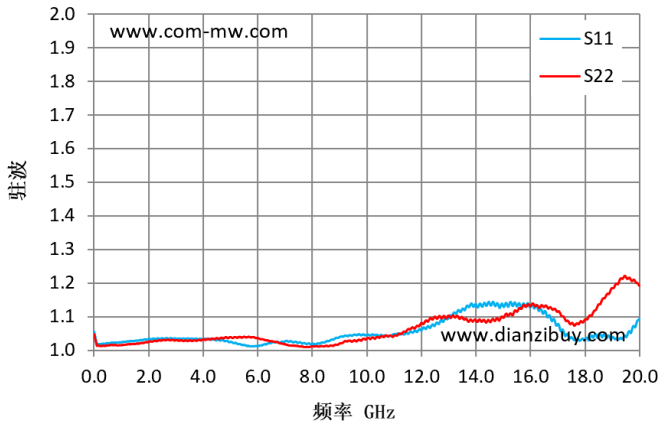
Other parameters

Power	5W Design assurance
Impedance	50Ω
Connector	SMA-JK
Surface	Black
Product shell material	Aluminum
Work Temp.	-40~+85°C Design assurance

Note

1. When installing attenuators, it is necessary to consider sufficient heat dissipation space and avoid installing them next to equipment with high heat output, otherwise the power capacity will decrease;
2. Small power attenuators do not have input and output directions, nor do they indicate directions. When high-power attenuators have input and output port markings, they must be connected to the equipment in the specified direction, otherwise the attenuator may burn out.

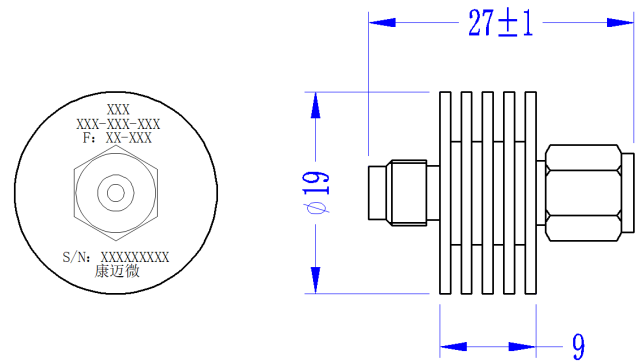
Typical test curve



Reference picture



Configuration(mm)



Typical test data

Frequency(GHz)	S11 VSWR	S22 VSWR	S12 Attenuation (z)
0.01	1.06	1.05	-30.47
1.43	1.03	1.02	-30.45
2.86	1.04	1.03	-30.44
4.29	1.03	1.03	-30.4
5.71	1.01	1.04	-30.41
7.14	1.03	1.01	-30.36
8.57	1.03	1.01	-30.33
10	1.05	1.03	-30.26
11.43	1.05	1.05	-30.13
12.86	1.09	1.1	-30
14.29	1.14	1.09	-29.89
15.71	1.13	1.13	-29.85
17.14	1.06	1.1	-29.77
18.57	1.05	1.14	-29.7
20	1.09	1.19	-29.59

Note: The specifications and performance data contained in this data sheet are based on tests established by COMW.