

Product features

Broadband, high-power.

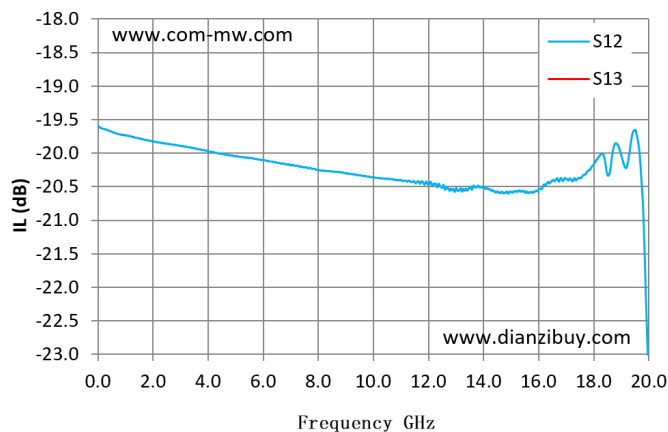
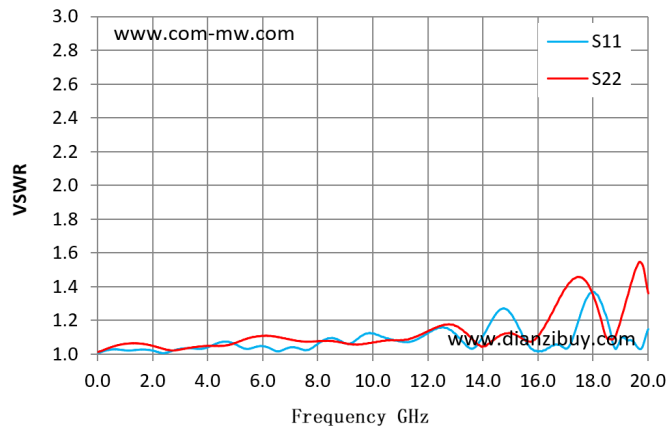
Main specifications

Parameters	Min	Typical	Max	Units
Frequency	DC	~	18	GHz
Attenuation	18.5	20	21.5	dB
VSWR			1.35	

Other parameters

Power Capacity	50W
Impedance	50Ω
Connector	N -JK
Surface	Black
Product shell material	Aluminium
Operation Temperature	-40~+85°C Design assurance
Other	In Port N-J

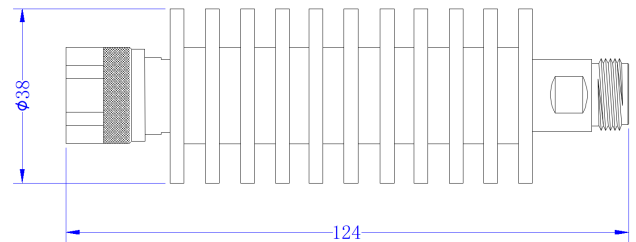
Typical test curve



Reference picture



Configuration(mm)



Typical test data

Frequency GHz	S11 VSWR	S22 VSWR	S12 IL (dB)
0.01	1.01	1.01	-19.59
1.43	1.03	1.06	-19.77
2.86	1.03	1.02	-19.88
4.29	1.06	1.05	-19.99
5.71	1.04	1.1	-20.08
7.14	1.04	1.08	-20.19
8.57	1.1	1.08	-20.28
10	1.12	1.07	-20.36
11.43	1.08	1.09	-20.42
12.86	1.14	1.17	-20.55
14.29	1.19	1.07	-20.55
15.71	1.04	1.07	-20.58
17.14	1.05	1.42	-20.38
18.57	1.17	1.09	-20.31
20	1.15	1.36	-23.44

Note

When installing attenuators, sufficient heat dissipation space should be considered to avoid being installed next to equipment with high heat output. Small power attenuators do not have input and output directions, nor do they indicate directions. When high-power attenuators have input and output port markings, connect devices in the specified direction.