

Product features

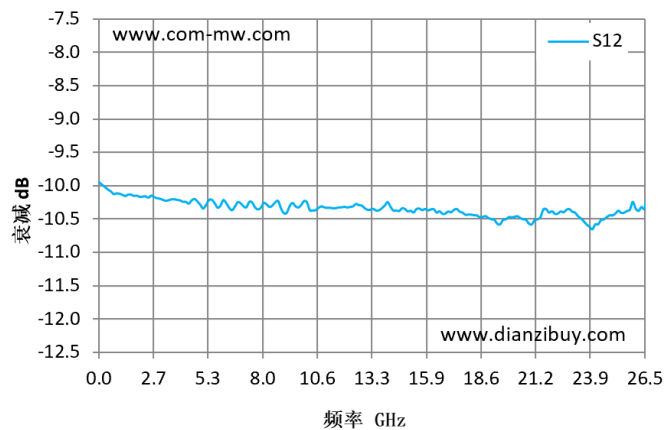
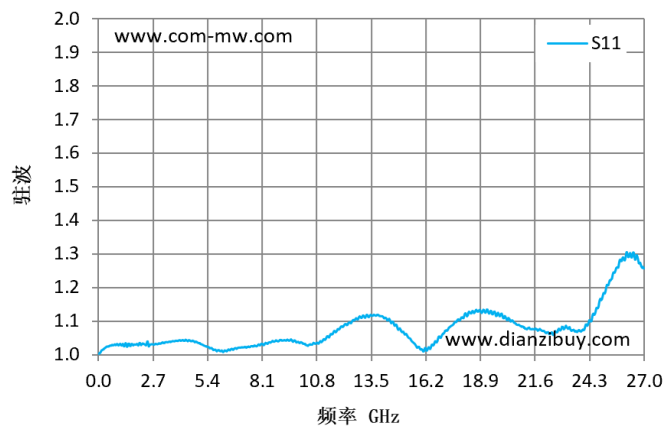
Broadband, small volume.

Main specifications

Parameters	Min	Typical	Max	Units
Frequency	DC	~	26.5	GHz
Attenuation	9.5	10	11.2	dB
VSWR			1.35	

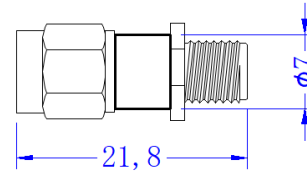
Other parameters

Power	2W
Impedance	50Ω
Connector	SMA-JK
Work Temp.	-55~+125°C Design assurance

Typical test curve

Note

1. When installing attenuators, it is necessary to consider sufficient heat dissipation space and avoid installing them next to equipment with high heat output, otherwise the power capacity will decrease;
2. Small power attenuators do not have input and output directions, nor do they indicate directions. When high-power attenuators have input and output port markings, they must be connected to the equipment in the specified direction, otherwise the attenuator may burn out.

Reference picture

Configuration(mm)

Typical test data

Frequency(GHz)	S11 VSWR	S12 Attenuation (dB)
0.01	1	-9.95
1.93	1.03	-10.32
3.86	1.04	-10.34
5.79	1.02	-10.4
7.71	1.03	-10.41
9.64	1.04	-10.43
11.57	1.06	-10.39
13.5	1.12	-10.42
15.43	1.05	-10.41
17.36	1.08	-10.48
19.29	1.13	-10.53
21.21	1.08	-10.52
23.14	1.08	-10.55
25.07	1.18	-10.46
27	1.26	-10.39